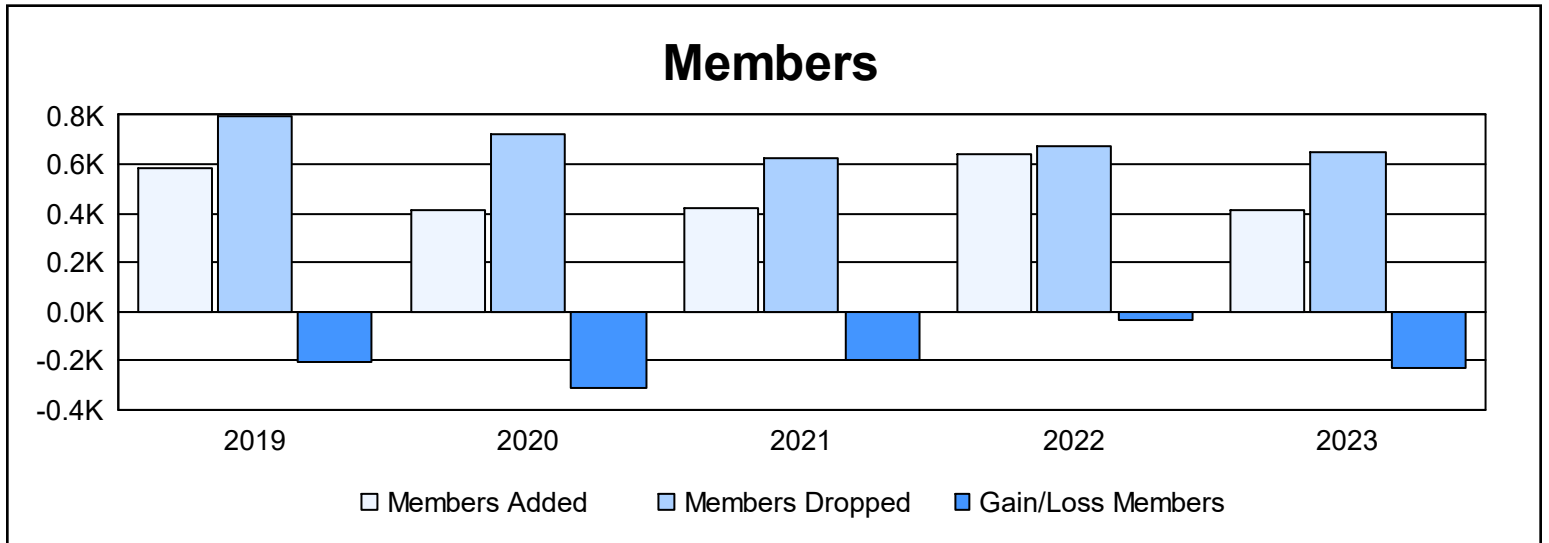
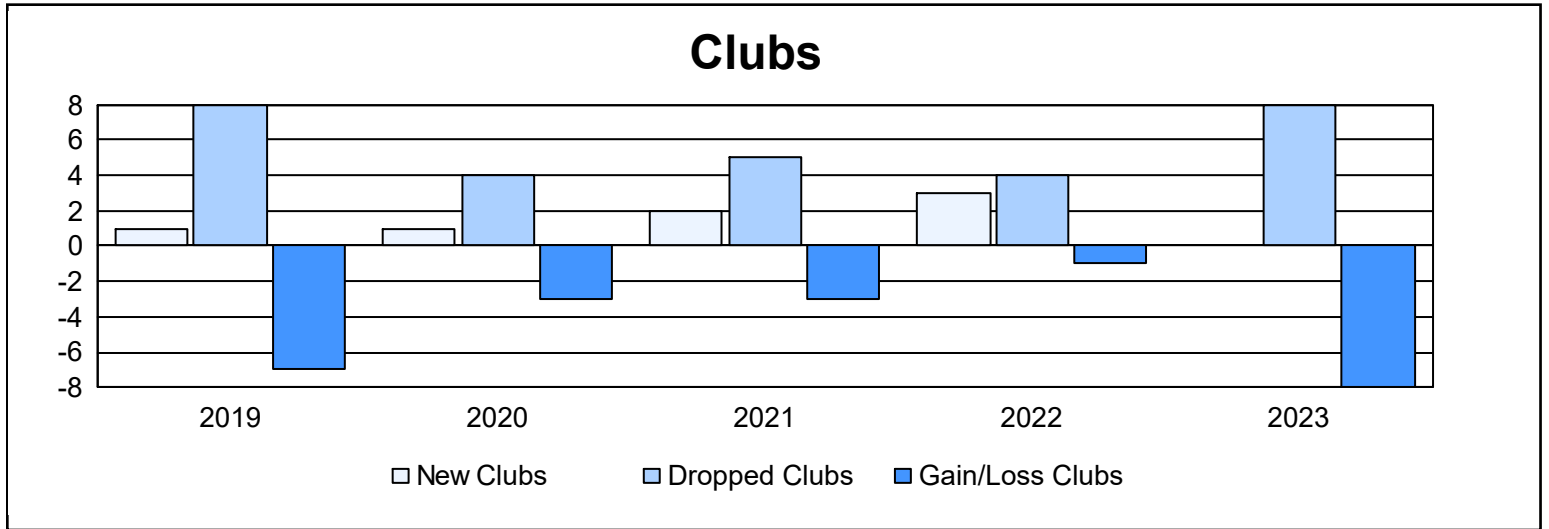
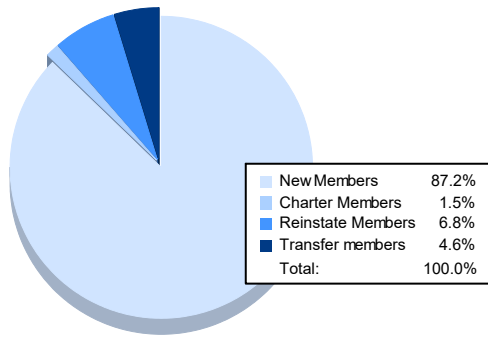


Year	New Clubs	Dropped Clubs	Gain/ Loss Clubs	New Members	Charter Members	Reinstate Members	Transfer Members	Total Member Added	Total Members Dropped	Gain/ Loss Members
2018-2019	1	8	-7	504	33	20	27	584	793	-209
2019-2020	1	4	-3	289	37	37	48	411	721	-310
2020-2021	2	5	-3	339	35	33	17	424	621	-197
2021-2022	3	4	-1	495	98	22	23	638	671	-33
2022-2023	0	8	-8	360	6	28	19	413	645	-232
<b>Average</b>	<b>1</b>	<b>6</b>	<b>-4</b>	<b>397</b>	<b>42</b>	<b>28</b>	<b>27</b>	<b>494</b>	<b>690</b>	<b>-196</b>



### Membership Composition June 2023 Cumulative



### Gender Composition June 2023 Cumulative

